

Product data sheet

Specifications



power supply module Modicon Quantum - 24 V DC 20..30 V - redundant

140CPS22400

! To be discontinued on: 31 December 2022

! To be end-of-service on: 31 December 2030

! To be discontinued

Main

Range of product	Modicon Quantum automation platform
Product or component type	Power supply module
Power supply type	Redundant

Complementary

Input voltage	24 V (20...30 V) DC
Input current	3800 mA
Inrush current	14 A 20 V 25 A 24 V
Maximum input power interruption	100 ms 1 ms 20 V
Associated fuse rating	5 A, slow-blow
Output voltage	5.1 V DC
Power supply output current	8 A redundant
Output overvoltage protection	Internal
Output overload protection	2.3 x maximum rated input voltage for 1.3 ms
Power dissipation	6 + (1.8 x I _{out}) where I _{out} is in A
Alarm output	1 NC 6 A 220 V power supply fault
Local signalling	1 LED (green) for power (PWR OK)
Marking	CE
Module format	Standard
Net weight	0.65 kg

Environment

Standards	UL 508 CSA C22.2 No 142
Product certifications	FM Class 1 Division 2 cUL
Resistance to electrostatic discharge	4 kV contact conforming to IEC 801-2 8 kV on air conforming to IEC 801-2

Resistance to electromagnetic fields	10 V/m 80...2000 MHz conforming to IEC 801-3
Ambient air temperature for operation	0...60 °C
Ambient air temperature for storage	-40...85 °C
Relative humidity	95 % without condensation
Operating altitude	<= 5000 m

Packing Units

Unit Type of Package 1	PCE
Number of Units in Package 1	1
Package 1 Weight	840 g
Package 1 Height	163 mm
Package 1 width	45 mm
Package 1 Length	312 mm
Unit Type of Package 2	S03
Number of Units in Package 2	7
Package 2 Weight	6.38 kg
Package 2 Height	30 cm
Package 2 width	30 cm
Package 2 Length	40 cm

Offer Sustainability

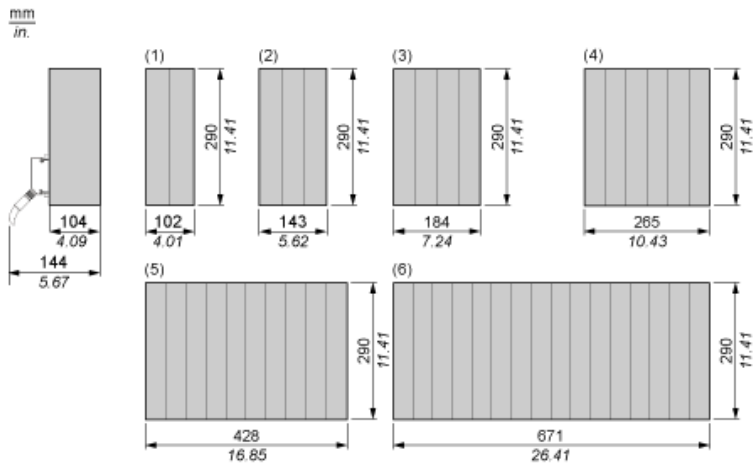
EU RoHS Directive	Pro-active compliance (Product out of EU RoHS legal scope) EU RoHS Declaration
Mercury free	Yes
RoHS exemption information	Yes
China RoHS Regulation	China RoHS declaration
Environmental Disclosure	Product Environmental Profile
Circularity Profile	End of Life Information
WEEE	The product must be disposed on European Union markets following specific waste collection and never end up in rubbish bins
California proposition 65	WARNING: This product can expose you to chemicals including: Lead and lead compounds, which is known to the State of California to cause cancer and birth defects or other reproductive harm. For more information go to www.P65Warnings.ca.gov

Contractual warranty

Warranty	18 months
-----------------	-----------

Racks for Modules Mounting

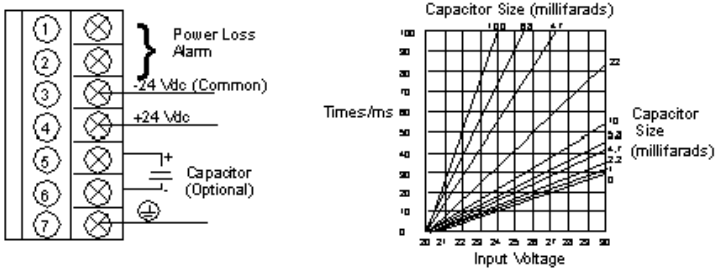
Dimensions of Modules and Racks



- (1) 2 slots
- (2) 3 slots
- (3) 4 slots
- (4) 6 slots
- (5) 10 slots
- (6) 16 slots

24 Vdc/8 A Redundant Power Supply Module


Wiring Diagram and Hold-up Capacitor Timing Chart



NOTE: A normally closed relay contact rated at 220 Vac, 6A / 30 Vdc, 5A is available on terminals 1 and 2 of the power terminal strip. This contact set may be used to signal input power OFF, or a power supply failure. The relay will de-energize when input power drops below 8 Vdc.

Recommended replacement(s)

140CPS22400 is replaced by:

1x		redundant power supply module X80 - 24..48 V DC BMXCPS4022
----	--	---